

Step-by-Step Instruction for Required Paraquat Training for Certified Pesticide Applicators

1. Go to <https://www.epa.gov/pesticide-worker-safety/paraquat-dichloride-training-certified-applicators>. You should be directed to the website below:



Environmental Topics

Laws & Regulations

About EPA

Search EPA.gov



CONTACT US

SHARE



Pesticide Worker Safety

Pesticide Worker Safety
Home

How EPA Protects Workers
from Pesticide Risk

Recognition and
Management of Pesticide
Poisonings

In Case of Pesticide
Poisoning

Agricultural Worker

Paraquat Dichloride Training for Certified Applicators

As required by EPA's [Paraquat Dichloride Human Health Mitigation Decision](#) and amended paraquat dichloride (a.k.a. paraquat) product labels, certified applicators must successfully complete an EPA-approved training program before mixing, loading, and/or applying paraquat. The training provides important information about paraquat's toxicity, new label requirements and restrictions, and the consequences of misuse.

2. Click on [EPA-approved training module can be accessed here](#) as shown in red box below:

Protection Standard (WPS)

Safety Information Related
to the Worker Protection
Standard

How to Get Certified as a
Pesticide Applicator

Pesticide Containers

Pesticide Containment
Structures

The [EPA-approved training module can be accessed here](#) This training was developed by paraquat manufacturers as part of EPA's 2016 risk mitigation requirements and has been approved by EPA.

Below are frequent questions about the paraquat dichloride training.

1. [Why are there additional training requirements to use paraquat?](#)
2. [Who is required to take this training?](#)
3. [Who is permitted to use paraquat?](#)
4. [What are the training requirements for paraquat products?](#)
5. [How does the paraquat training module differ from the certified applicator training requirements?](#)
6. [One of the label requirements is to maintain a record of the completed training. How will certified applicators show proof that they completed the required training?](#)
7. [Who is responsible if a certified applicator overlooks a label requirement, even if the paraquat-specific training covered that point?](#)
8. [Are state personnel required to conduct the paraquat-specific training?](#)


3. You should be re-directed to the following page. Click continue as shown in the red box below to create a new account.

The screenshot shows the eXtension Campus interface. The top navigation bar includes the eXtension Campus logo and the course title 'How To Safely Use and Handle Paraquat-Containing P ...'. Below the navigation bar, the page is divided into a left sidebar and a main content area. The sidebar contains sections for 'Navigation' (Home, Site pages, Courses, Paraquat), 'Course Contacts' (Teacher: Peg Shuffstall), and 'Need Help?'. The main content area is titled 'Enrollment options' and features a course description, instructor information, and a 'Self enrollment (Student)' section. A red box highlights the 'Continue' button in the 'Self enrollment (Student)' section.

4. Click on create new account as shown in red box below.

The screenshot shows the eXtension Online Campus login and account creation page. The page is divided into two main sections: 'Log in' and 'Is this your first time here?'. The 'Log in' section includes fields for 'Username / email' and 'Password', a 'Remember username' checkbox, and a 'Log in' button. The 'Is this your first time here?' section includes a 'Create new account' button, which is highlighted with a red box. Below the 'Create new account' button, there are links for 'Log in using your account on:' with Google and Microsoft options.

5. You should be re-directed to the following page. Fill in **YOUR** information. After filling in **YOUR** information, click create new account as shown in red box below.



New account

▼ Choose your username and password

Username *

Password *

▼ More details

Email address *

Email (again) *

First name *

Last name *

City/town

Country

▼ Demographics

State *

County (enter "NA" if not a U.S. resident) *

Post or Zip Code (enter "NA" if not a U.S. resident) *

Are you an Extension or USDA employee? *

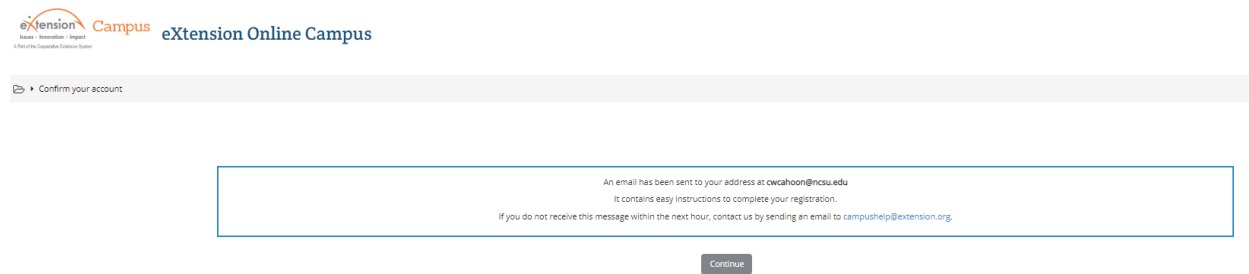
If not an Employee select NA from this list; otherwise select your institution's email domain (the part before ".edu" or ".gov".) *

eXtension ID

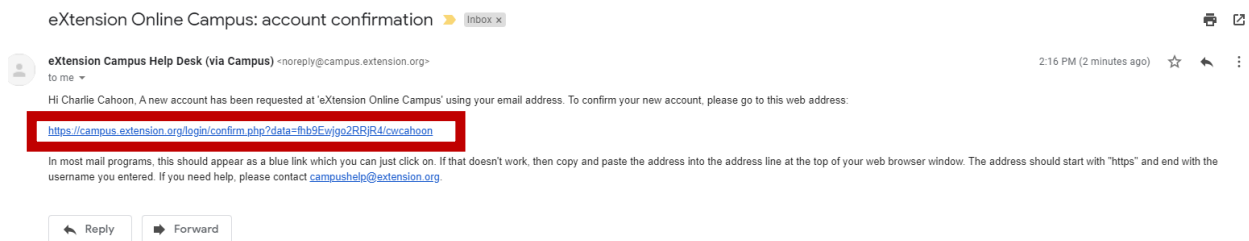
Create my new account

Cancel

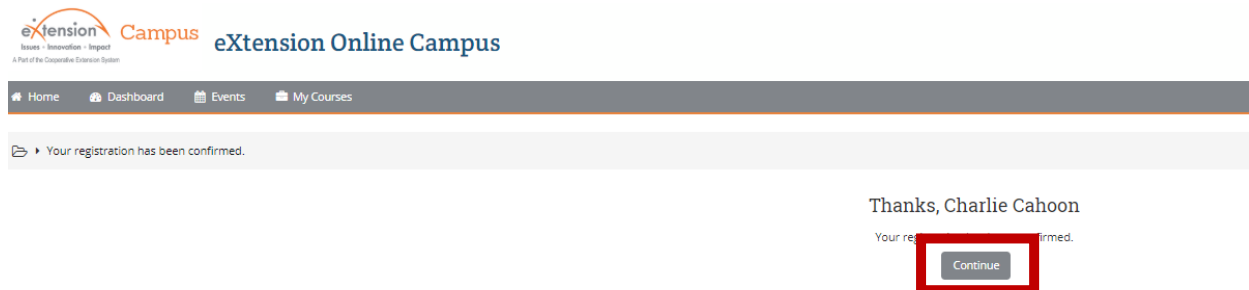
6. You will see the following message.



7. Go to your email. You should have received an email from eXtension Campus Help Desk (via Campus) noreply@campus.extension.org. Open the email and click on the link as shown in the red box below.



8. Once you click the link in your email, you will be re-directed to the following page. Click continue as shown in the red box below.



9. You should be re-directed back to the “How To Safely Use and Handle Paraquat-Containing Products” training website. Click on Enroll me as shown in the red box below.

The screenshot shows the Extension Campus website interface. The top navigation bar includes links for Home, Dashboard, Events, and My Courses. The main content area is titled 'Enrollment options' for the course 'How To Safely Use and Handle Paraquat-Containing Products'. The course is taught by Peg Shuffstall and Mike Cameron. The enrollment options are divided into 'Self enrollment (Student)' and 'Guest access'. The 'Self enrollment (Student)' section has a red box around the 'Enroll me' button. The 'Guest access' section has a password field.

10. Click on “How To Safely Use and Handle Paraquat-Containing Products” link as shown in red box below.

The screenshot shows the course content page for 'How To Safely Use and Handle Paraquat-Containing Products'. The left sidebar contains a navigation menu with links for Home, Dashboard, Site pages, My courses, Courses, and Administration. The main content area is titled 'Introduction and Learning Objectives' and includes a list of learning objectives. Below this is a section titled 'Watch The Course' which contains a link to the course video, highlighted with a red box. The course video is titled 'How To Safely Use and Handle Paraquat-Containing Products'.

11. Click enter as shown in red box below.

My courses ▸ Paraquat ▸ Watch The Course ▸ How To Safely Use and Handle Paraquat-Containing P...

Navigation

- Home
- Dashboard
- Site pages
- ▾ My courses
 - ▾ Paraquat
 - Participants
 - Badges
 - Competencies
 - Grades
 - Welcome to the How To Safely Use and Handle Paraqu...
 - Introduction and Learning Objectives
 - ▾ Watch The Course
 - How To Safely Use and Handle Paraquat-Containing P...
 - Take the Final Assessment
 - Print Your Certificate


How To Safely Use and Handle Paraquat-Containing Products

Number of attempts allowed: Unlimited
Number of attempts you have made: 0
Grading method: Highest attempt
Grade reported: None

Mode: REVIEW Enter normal

Course Contacts

12. You should be re-directed to the following page. Click start module as shown in red box below.

**Mike Cameron**

Paraquat Training

START MODULE DETAILS ▾

13. Click continue as shown in red box below.

Welcome to How To Safely Use and Handle Paraquat-Containing Products

Successful completion of this course satisfies the paraquat training requirement mandated by the U.S. Environmental Protection Agency (EPA) for all certified applicators who intend to apply paraquat. "In accordance with EPA's 2016 Paraquat Dichloride Human Health Mitigation Decision, applicators are required to take an EPA-approved paraquat training program every 3 years in order to mix, load, apply, or handle paraquat."

- You should expect to spend about 30 minutes going through this training. It may take longer if you go back and review parts of the training. If you need to leave the training before you are finished, when you return, you should resume from the place you left
- The course is formatted as a video that plays automatically when you click on it. You can leave the training and get back in and it will pick up where you left off.
- When you finish watching the video, next click on the Take Assessment link to take the quiz, which is 15 questions. You must get 100% to pass, but you can retake it right away if you miss any questions. Once you pass with 100% you can print your certificate.

Once you have finished reviewing the material, you will need to take the Final Assessment. You must correctly answer all questions in order to pass the test and receive your certificate. You can take the test as many times as you need to in order to pass. Be sure to print and retain your certificate when you are finished.

If you have questions regarding the requirements, please refer to the EPA's [frequently asked questions](#).

CONTINUE

14. Click continue again as shown in red box below.

Once you have finished reviewing the material, you will need to take the Final Assessment. You must correctly answer all questions in order to pass the test and receive your certificate. You can take the test as many times as you need to in order to pass. Be sure to print and retain your certificate when you are finished.

If you have questions regarding the requirements, please refer to the EPA's [frequently asked questions](#).

Learning Objectives

After completion of this course, you should better understand:

- What has changed with paraquat products
- First aid if a paraquat product is swallowed
- Different routes of exposure
- Emergency decontamination procedures
- Proper personal protective equipment (PPE) removal

CONTINUE

15. A video should pop up. Click the play button in the center of the video as shown in the red box below to start the video.

Watch The Course

Begin the course by clicking on the video below. You can start and stop as needed. If you need to leave the training before you have finished, when you return, you will begin where you left.

To play "full screen," click the box icon in the lower right-hand corner of the video (between the time remaining and volume icon.)



16. Watch the 30 minute video. PAY CLOSE ATTENTION. THERE WILL BE QUESTIONS AT THE END. Once the video finishes, click continue as shown in red box below.

Watch The Course

Begin the course by clicking on the video below. You can start and stop as needed. If you need to leave the training before you have finished, when you return, you will begin where you left.

To play "full screen," click the box icon in the lower right-hand corner of the video (between the time remaining and volume icon.)



17. You will be re-directed to the following page. Click Dashboard as shown in red box below.

Lesson 3 of 3

Congratulations

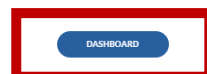
MC Mike Cameron

You May Now Take The Final Assessment

Congratulations, you have completed the Paraquat Training video.

YOUR TRAINING ISN'T COMPLETE UNTIL YOU HAVE COMPLETED THE FINAL ASSESSMENT.

Please click the blue button to go back to the course dashboard and take the final assessment. Good luck.



18. You will be re-directed back to the “How To Safely Use and Handle Paraquat-Containing Products” training homepage. Click “Take the Final Assessment” as shown in red below.

The screenshot shows a web interface for a course. On the left is a sidebar with navigation links: Home, Dashboard, Site pages, My courses (with a sub-link for Paraquat), Participants, Bedges, Competencies, Grades, Administration (with sub-links for Course administration and Unenroll me from Paraquat), and Need Help?. The main content area has a header 'Welcome to the How To Safely Use and Handle Paraquat-Containing Products' followed by a paragraph about the course's purpose and a list of bullet points. Below this is a section 'Introduction and Learning Objectives' with a list of bullet points. Then there is a 'Watch The Course' section with a paragraph and a link 'How To Safely Use and Handle Paraquat-Containing Products'. Finally, there is a 'Take the Final Assessment' section with a paragraph and a link 'Final Assessment' which is highlighted with a red box.

19. You will be re-directed to the following page. Click on “Attempt quiz now” as shown in red box below.

The screenshot shows a page titled 'Final Assessment'. It contains two paragraphs of text: 'After you finish the course above, you may take this assessment. You must receive 100% in this assessment to finish the mandated requirements.' and 'After receiving 100% in the assessment, you may print your certificate below.' Below the text, on the right side, is a section 'Grading method: Highest grade' and a button 'Attempt quiz now' which is highlighted with a red box.

20. You will be re-directed to the quiz. Answer questions 1 to 5 by clicking the appropriate answer. Once you have answered questions 1 to 5, click “Next page” as shown in red box below.

quat-Containing P ...

Quiz navigation

1	2	3	4	5	6
7	8	9	10	11	12
13	14	15			

Finish attempt ...

Question 1

Not yet answered
Points out of 1

Flag question

What two things should you have on hand to show emergency personnel after they arrive after 9-1-1 has been called following a paraquat exposure?

Select one:

- ☐ a. Your certified applicator's certificate and product label.
- ☒ b. Product label and Safety Data Sheet (SDS).
- ☐ c. Your driver's license and certified applicator's certificate.
- ☐ d. Safety Data Sheet (SDS) and certified applicator's certificate.

Question 2

Not yet answered
Points out of 1

Flag question

Which of the following can lead to an accidental ingestion of a paraquat product?

Select one:

- ☐ a. Pouring a product into a drink or other food container.
- ☐ b. Storing a paraquat product in or around the home.
- ☐ c. Answers A & B.
- ☐ d. None of the above.

Question 3

Not yet answered
Points out of 1

Flag question

In the video you watched based on a case study, what illegal actions led to the paraquat product ending up in a place where it was accessible to a child?

Select one:

- ☐ a. The product was placed in a water bottle.
- ☐ b. The product was taken to a residential setting.
- ☐ c. The product was put in a place accessible to children.
- ☐ d. All of the Above

Question 4

Not yet answered
Points out of 1

Flag question

How often is paraquat-specific training required?

Select one:

- ☐ a. Once every 2 years
- ☐ b. Once every 3 years
- ☐ c. Once every year
- ☐ d. Once every 4 years

Question 5

Not yet answered
Points out of 1

Flag question

What measures should you take to protect your eyes from paraquat?

Select one:

- ☐ a. Wear the properly maintained protective eyewear that is specified on the product label.
- ☐ b. Wear a face shield when mixing or loading paraquat.
- ☐ c. A and B
- ☐ d. Take out your contact lenses before starting to use paraquat.

Next page

21. Repeat step 20 for questions 6 to 10 and 11 to 15. Once you have answered all questions, click “Finish attempt” as shown in red box below.

Quiz navigation

1

2

3

4

5

6

7

8

9

10

11

12

13

14

15

Finish attempt ...

Question 11

Not yet answered

Points out of 1

Flag question

Which of the following statements is true about Paraquat exposure?

Select one:

- ☐ a. Prolonged contact with intact skin or any contact with irritated skin may result in poisoning.
- ☐ b. If it is inhaled, Paraquat could cause poisoning.
- ☐ c. Paraquat may cause substantial injury to eyes.
- ☐ d. All of the above.

Question 12

Not yet answered

Points out of 1

Flag question

What kind of exposure of skin to paraquat may result in poisoning?

Select one:

- ☐ a. Prolonged contact with intact skin.
- ☐ b. Any contact with irritated skin.
- ☐ c. None - paraquat can't cause poisoning through skin exposure.
- ☐ d. A and B

Question 13

Not yet answered

Points out of 1

Flag question

What first-aid measures should be taken if paraquat spray is accidentally inhaled.

Select one:

- ☐ a. Move affected person to fresh air immediately.
- ☐ b. If person is not breathing, call 911 or an ambulance immediately.
- ☐ c. Call a poison control center, the emergency number on the paraquat label, or a doctor for further treatment.
- ☐ d. All of the above.

Question 14

Not yet answered

Points out of 1

Flag question

What is the proper way to handle clothing that has been contaminated with paraquat?

Select one:

- ☐ a. Avoid touching the contaminated parts of the clothing. If that's not possible, wear chemical-resistant gloves or use a stick or similar object to place the contaminated clothing and anything that touches it into a plastic bag.
- ☐ b. Seal the first bag and then seal that bag inside another plastic bag.
- ☐ c. A and B.
- ☐ d. Throw the contaminated clothing in the washing machine and then hang it in the sun to dry.

Question 15

Not yet answered

Points out of 1

Flag question

Who is responsible for ensuring that paraquat is handled safely and never put into drink containers?

Select one:

- ☐ a. EPA
- ☐ b. Every certified applicator who uses it.
- ☐ c. OSHA
- ☐ d. Chemical company representatives.

Previous page

Finish attempt ...

22. You will be directed to the following page. Make sure all questions have been answered and then click “Submit all and finish” as shown in red box below.

My courses

Paraquat

Take the Final Assessment

Final Assessment

Summary of attempt

Quiz navigation

1

2

3

4

5

6

7

8

9

10

11

12

13

14

15

Finish attempt ...

Final Assessment

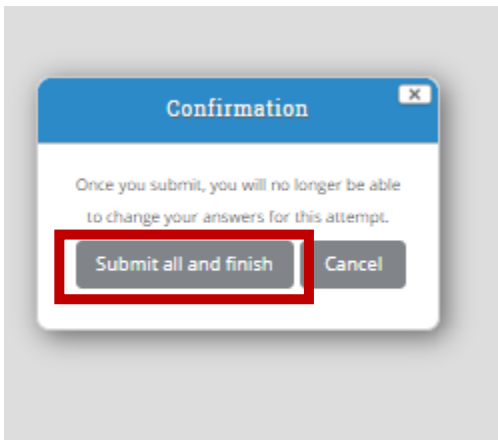
Summary of attempt

Question	Status
1	Answer saved
2	Answer saved
3	Answer saved
4	Answer saved
5	Answer saved
6	Answer saved
7	Answer saved
8	Answer saved
9	Answer saved
10	Answer saved
11	Answer saved
12	Answer saved
13	Answer saved
14	Answer saved
15	Answer saved

Return to attempt

Submit all and finish

23. A window will pop up that says confirmation. Click “Submit all and finish” again as shown in red box below.



24. You will be re-directed to the following page. Review answers to questions including incorrect responses. After reviewing answers, click “Finish Review” as shown in red box below.

My courses • Parquat • Take the Final Assessment • Final Assessment

Quiz navigation

1 2 3 4 5 6 7 8 9 10 11 12 13 14 15 16 17 18 19 20 21 22 23 24 25 26 27 28 29 30 31 32 33 34 35 36 37 38 39 40 41 42 43 44 45 46 47 48 49 50 51 52 53 54 55 56 57 58 59 60 61 62 63 64 65 66 67 68 69 70 71 72 73 74 75 76 77 78 79 80 81 82 83 84 85 86 87 88 89 90 91 92 93 94 95 96 97 98 99 100

Show one page at a time
Refresh review

Started on: Friday, October 26, 2019, 2:14 PM
State: Attempted
Completed on: Friday, October 26, 2019, 2:28 PM
Time taken: 12 mins 13 secs
Grade: 14 out of 15 (93%)

Question 1
Correct
1 points out of 1
Flag question

What two things should you have on hand to show emergency personnel after they arrive after 9-1-1 has been called following a paraquat exposure?

Select one:

- ☐ a. Your certified applicator's certificate and product label.
- ☒ b. Product label and Safety Data Sheet (SDS). ✓ Correct
- ☐ c. Your driver's license and certified applicator's certificate.
- ☐ d. Safety Data Sheet (SDS) and certified applicator's certificate.

Your answer is correct.
The correct answer is: Product label and Safety Data Sheet (SDS).

Question 2
Correct
1 points out of 1
Flag question

Which of the following can lead to an accidental ingestion of a paraquat product?

Select one:

- ☐ a. Placing a product into a drink or other food container.
- ☐ b. Storing a paraquat product in or around the home.
- ☒ c. Answers A & B. ✓ Correct
- ☐ d. None of the above.

Your answer is correct.
The correct answer is: Answers A & B.

Question 3
Correct
1 points out of 1
Flag question

In the video you watched based on a case study, what illegal actions led to the paraquat product ending up in a place where it was accessible to a child?

Select one:

- ☐ a. The product was placed in a water bottle.
- ☐ b. The product was taken to a residential setting.
- ☐ c. The product was put in a place accessible to children.
- ☒ d. All of the above. ✓ Correct

Question 14
Correct
1 points out of 1
Flag question

What is the proper way to handle clothing that has been contaminated with paraquat?

Select one:

- ☐ a. Avoid touching the contaminated parts of the clothing. If that's not possible, wear chemical-resistant gloves or use a stick or similar object to place the contaminated clothing and anything that touches it into a plastic bag.
- ☐ b. Seal the first bag and then seal that bag inside another plastic bag.
- ☒ c. A and B. ✓ Correct
- ☐ d. Throw the contaminated clothing in the washing machine and then hang it in the sun to dry.

Your answer is correct.
The correct answer is: A and B.

Question 15
Correct
1 points out of 1
Flag question

Who is responsible for ensuring that paraquat is handled safely and never put into drink containers?

Select one:

- ☐ a. EPA.
- ☒ b. Every certified applicator who uses it. ✓ Correct
- ☐ c. OSHA.
- ☐ d. Chemical company representatives.

Your answer is correct.
The correct answer is: Every certified applicator who uses it.

Finish review

25. You must receive 100% on the quiz to complete the training. If you did not score 100% on first attempt. Click “Re-attempt quiz” as shown in red box below and move to step 26. If you scored 100%, move to step 27.

Final Assessment

After you finish the course above, you may take this assessment. You must receive 100% in this assessment to finish the mandated requirements.
After receiving 100% in the assessment, you may print your certificate below.

Grading method: Highest grade

Summary of your previous attempts

Attempt	State	Grade / 15	Review
1	Finished Submitted Friday, October 25, 2019, 2:28 PM	14	Review

Highest grade: 14 / 15.

Re-attempt quiz

26. Repeat steps 20 to 24 to re-attempt quiz.

27. After receiving 100% on the quiz, click “Print Your Certificate” on the left hand side of screen as shown in red box below.

My courses > Paraquat > Take the Final Assessment > Final Assessment

Navigation

- Home
- > Dashboard
- > Site pages
- > My courses
 - > Paraquat
 - > Participants
 - > Badges
 - > Competencies
 - > Grades
 - > Welcome to the How To Safely Use and Handle Paraquat-Containing Products
 - > Introduction and Learning Objectives
 - > Watch The Course
 - > Take the Final Assessment

> Print Your Certificate

Final Assessment

After you finish the course above, you may take this assessment. You must receive 100% in this assessment to finish the mandated requirements.
After receiving 100% in the assessment, you may print your certificate below.

Grading method: Highest grade

Summary of your previous attempts

Attempt	State	Grade / 15	Review
1	Finished Submitted Friday, October 25, 2019, 2:28 PM	14	Review
2	Finished Submitted Friday, October 25, 2019, 2:37 PM	15	Review

Highest grade: 15 / 15.

Re-attempt quiz

28. You will be re-directed back to the “How To Safely Use and Handle Paraquat-Containing Products” training home page. Click on “Certification of Completion” as shown in red box below.

Course Contacts

Teacher

Reg Shuffell

Need Help?

Please go to our Campus Help page for assistance.

Navigation

- Home
- Dashboard
- Site pages
- My courses
 - Paraquat
 - Participants
 - Badges
 - Competencies
 - Grades
 - Welcome to the How To Safely Use and Handle Paraquat...
 - Introduction and Learning Objectives
 - Watch The Course
 - Take the Final Assessment
 - Print Your Certificate

Administration

- Course administration
 - Unenroll the From Paraquat

Welcome to the How To Safely Use and Handle Paraquat-Containing Products

Successful completion of this course satisfies the paraquat training requirement mandated by the U.S. Environmental Protection Agency (EPA) for all certified applicators who intend to apply paraquat. In accordance with EPA's 2016 Paraquat Containing Human Health Mitigation Decision, applicators are required to take an EPA-approved paraquat training program every 3 years in order to *mix, load, apply, or handle paraquat*.

- You should expect to spend about 45 minutes going through this training. It may take longer if you go back and review parts of the training. If you need to leave the training before you are finished, when you return, you should resume from the place you left.
- The course is formatted as a video that plays automatically when you click on it. You can leave the training and get back in and it will pick up where you left off.
- When you finish watching the video, next click on the Take Assessment link to take the quiz, which is 15 questions. You must get 100% to pass, but you can retake it right away if you miss any questions. Once you pass with 100% you can print your certificate.

Once you have finished reviewing the material, you will need to take the Final Assessment. You must correctly answer all questions in order to pass the test and receive your certificate. You can take the test as many times as you need to in order to pass. Be sure to print and retain your certificate when you are finished.

If you have questions regarding the requirements, please refer to the EPA's frequently asked questions.

Announcements

Introduction and Learning Objectives

After completion of this course, you should better understand:

- What has changed with paraquat products
- First Aid if a paraquat product is swallowed
- Different routes of exposure
- Emergency decontamination procedures
- Proper Personal Protective Equipment (PPE) Removal

Watch The Course

Begin the course by clicking on the "How To Safely Use and Handle Paraquat-Containing Product" link below. Within the module you will watch a 30 minute video. After watching the video and completing the module you will need to take the final assessment.

Take the Final Assessment

Once you've completed the course, you must take this final assessment. You need to receive 100% before you can print your certificate. You may review the course and take the quiz as many times as you need to receive the 100%.

Final Assessment

- Attempted October 26, 2019
- Feedback available

After you finish the course above, you may take this assessment. You must receive 100% in this assessment to finish the mandated requirements. After receiving 100% in the assessment, you may print your certificate below.

Print Your Certificate

Once you receive 100% in the quiz above, you will be able to print your certificate. This video file is the online version of the important and mandatory Paraquat Training.

Certificate of Completion

29. You will be re-directed to the following page. Click “Get Certificate” as shown in red box below.

extension Campus How To Safely Use and Handle Paraquat-Containing P ...

Home **Dashboard** **Events** **My Courses**

My courses **Paraquat** **Print Your Certificate** **Certificate of Completion**

Navigation

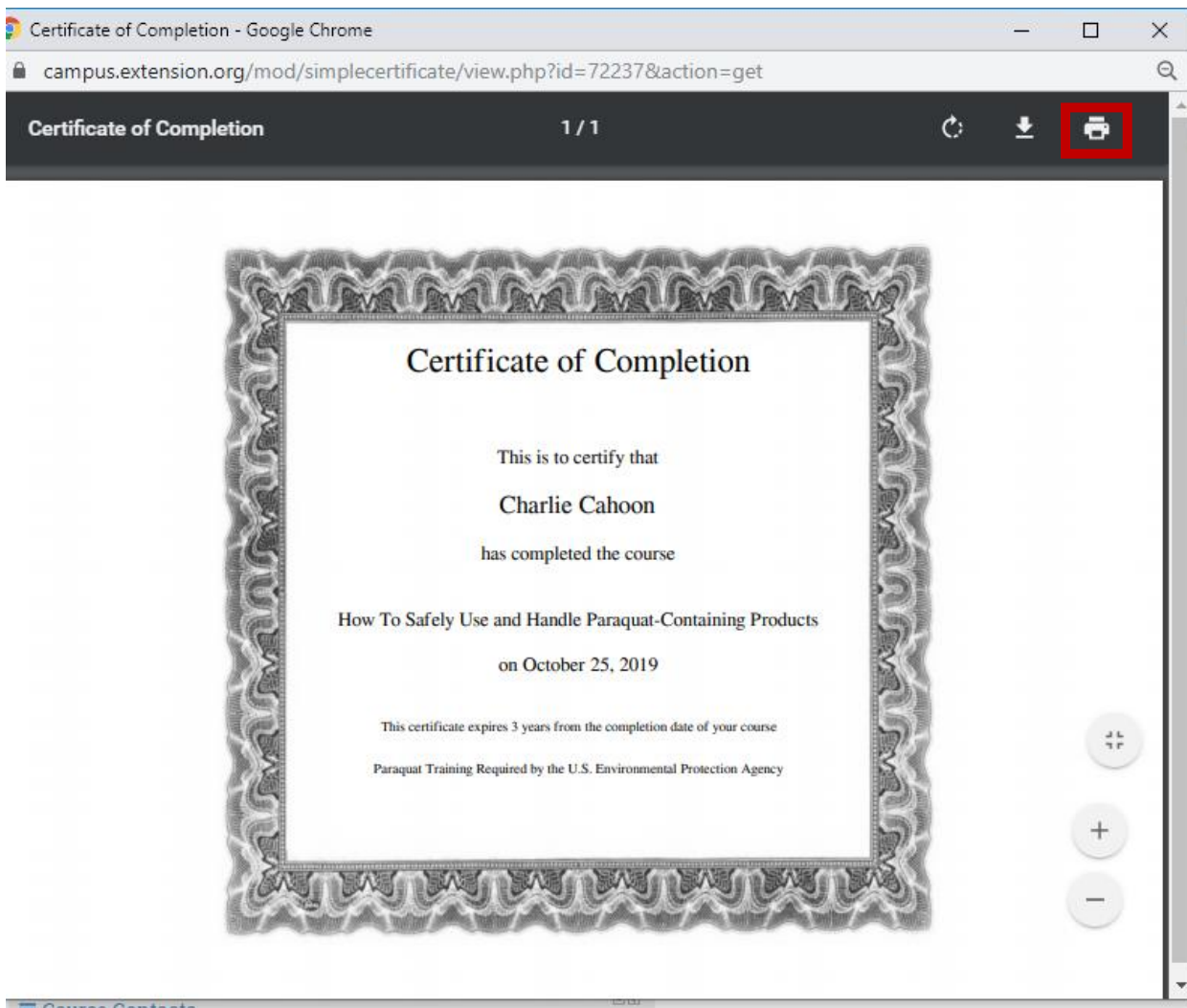
- Home
- Dashboard
- Site pages
- My courses
 - Paraquat
 - Participants
 - Badges
 - Competencies
 - Grades
 - Welcome to the How To Safely Use and Handle Paraquat...

Print Your Certificate

Once you receive 100% in the quiz above, you will be able to print your certificate. This video file is the online version of the important and mandatory Paraquat Training.

Get Certificate

30. Your certification of completion should open in a new window. Click on the certificate and press “ctrl” and “p” keys at same time or the printer icon (shown in red box below) in the top right corner of the screen to print the certificate.



31. Keep certificate for your records. Remember you have to complete this online training every three years.