

# *Sheep Project Record Book*

*Cloverbud - Ages 5 to 7 Year*

Name: \_\_\_\_\_

Address: \_\_\_\_\_

4-H Club: \_\_\_\_\_

4-H Leader: \_\_\_\_\_

4-H Age (as of 1/1): \_\_\_\_\_ Years in 4-H Sheep Project: \_\_\_\_\_



NC State University and N.C. A&T State University commit themselves to positive action to secure equal opportunity regardless of race, color, national origin, religion, political beliefs, family and marital status, sex, age, veteran status, sexual identity, genetic information or disability. NC State, N.C. A&T, U.S. Department of Agriculture, and local governments cooperating.

## **Objectives of the 4-H Cloverbud Sheep Project**

- To gain experience caring for sheep.
- To learn responsibility
- To explore sheep breeds and feeds.
- To participate in group activities within a 4-H club
- To learn record keeping skills

## **Things to keep in mind about the Project:**

- This project is for the child to explore and discover project areas.
- This project record book will be judged and placed in a 4-H activity. Cloverbud projects are not to be judged or placed in any 4-H activity.
- Participants are highly encouraged to participate at the show in a class appropriate to age group. Cloverbuds will participate in sheep showmanship in the Cloverbud class.
- The responsibility of animal ownership should not lie solely with the child, but with the parents also.
- The safety of the child should be the primary concern of this project.

## **Rules of activity:**


- Record keeping is from the date of receiving the animal until date of show.
- All project record book and activity books should be turned into the county 4-H agent no later than the due date.
- All signatures must be obtained on the front of the record book.
- All work must be done by the submitting 4-H member. Plagiarism is not allowed. Project record books that appear to be plagiarized will be disqualified and ineligible for awards.
- Record books will be judged in their appropriate age categories based on neatness, creativity, involvement in project, and other factor.

## Information on my Project animal

Your Lamb is a (circle one):

1.

- Doe
- Wether
- Ewe
- Buck



2. What is your breed of lamb? \_\_\_\_\_

3. My sheep's name is: \_\_\_\_\_

4. My sheep is \_\_\_\_\_ years old.

5. My sheep likes to eat: \_\_\_\_\_

6. My sheep starting weight was \_\_\_\_\_

7. My sheep weight at show was \_\_\_\_\_

8. Total weight gain was \_\_\_\_\_

**Draw a picture of your Sheep**

# Project Story

*With the help of your leader, teen leader, parent or adult helper, answer the following questions about your project.*

1. The most important thing I learned was:

\_\_\_\_\_

-----

\_\_\_\_\_

-----

\_\_\_\_\_

-----

\_\_\_\_\_

-----

\_\_\_\_\_

-----

\_\_\_\_\_

-----

\_\_\_\_\_

-----

\_\_\_\_\_

-----

2. Things I want to learn more about are:

\_\_\_\_\_

-----

\_\_\_\_\_

-----

\_\_\_\_\_

-----

\_\_\_\_\_

-----

\_\_\_\_\_

-----

\_\_\_\_\_

-----

\_\_\_\_\_

-----

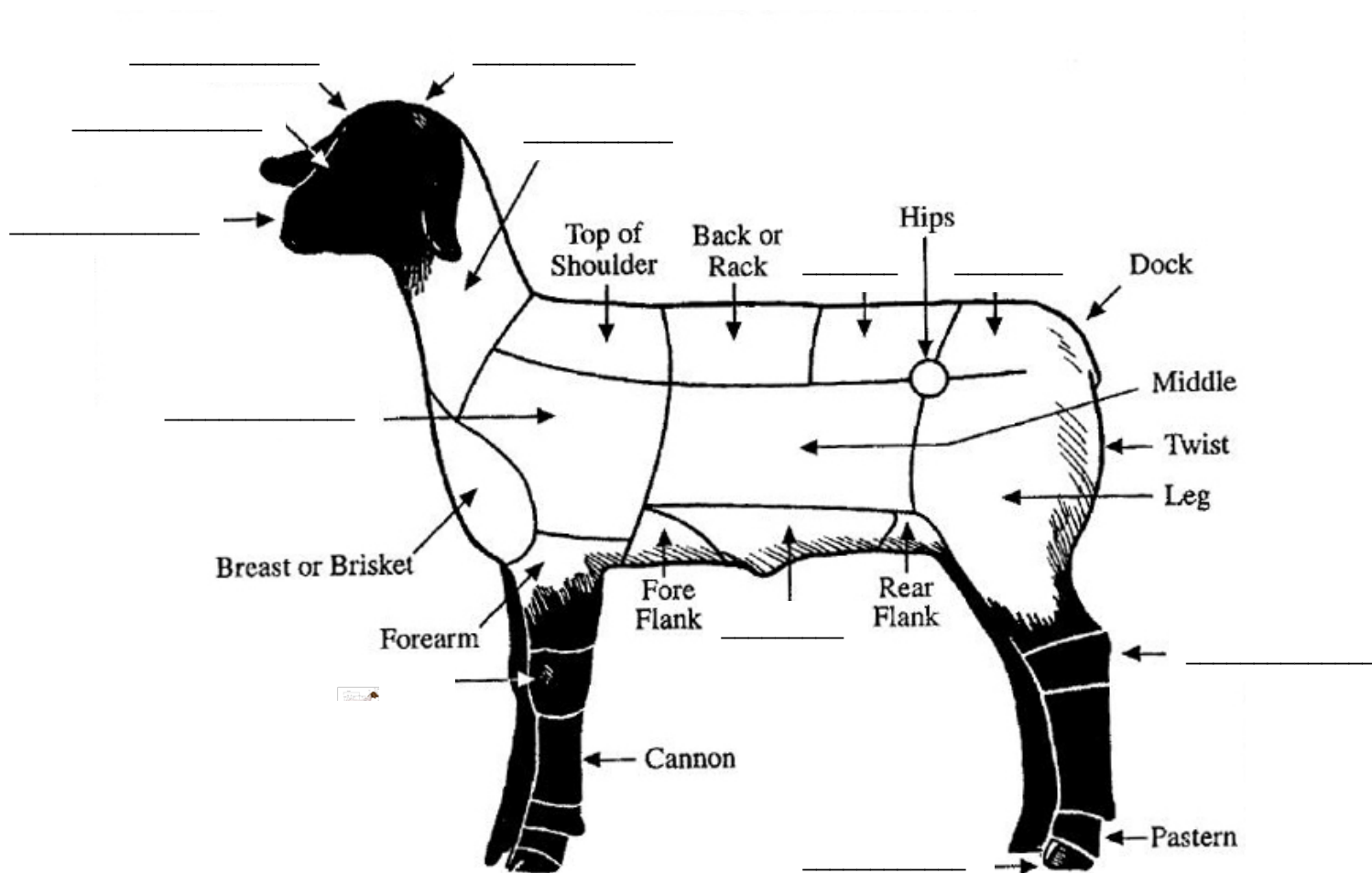
\_\_\_\_\_

-----

## Parts of a Sheep

Use the words below to finish labeling the parts of a sheep.

Hock      Loin      Forehead      Shoulder      Knee      Belly  
 Muzzle      Rump      Neck      Hoof      Poll      Face



## Housing



1. What type of housing do you use? (check all that you use)
  - a. Outside
  - b. Shed
  - c. Barn
  - d. Other \_\_\_\_\_

## Feeding

1. What kind of food does your sheep eat? (Check all that you feed)
  - a. Mixed feed
  - b. Fresh water
  - c. Grain
  - d. Vitamins
  - e. Hay
  - f. Other \_\_\_\_\_
  
2. When is your sheep fed?
  - a. Morning
  - b. Noon
  - c. Afternoon
  - d. Evening
  - e. Other \_\_\_\_\_

# Sheep By-Products

The items below all contain sheep by-products:  
Circle the ones you and your family use.



Cosmetics



Sausage Casings



Clothing



Lotion



Candles



Cheese



Film



Surgical Sutures



Rugs  
Carpets  
Pelts



Violin Stings




Leather Goods



Tennis  
Racket strings



Matches



Yarn

# Sheep Facts

Complete the sheep facts

1. Sheep are raised to produce \_\_\_\_\_ and \_\_\_\_\_.
2. You can tell the approximate age of a sheep by it's \_\_\_\_\_ because they develop in pairs for the first \_\_\_\_\_ years of their lives.
3. Meat from a mature sheep is called \_\_\_\_\_ while meat from a young sheep is called \_\_\_\_\_.
4. Many winter clothing items, such as coats sweaters and scarves, are made out of \_\_\_\_\_.
5. A \_\_\_\_\_ is a sheep between one and two years of age.





# Sheep Breeds

Identify the breeds of sheep by drawing a line to match the pictures below with the correct breed name.



Suffolk



Hampshire



Dorset



Cheviot



Columbia



Merino




Finnsheep

Southdown



## Photos

A photo of each project animal is to be attached to this page.



## Fun Things To Do

These are things you and your child can do in this project. Discuss each activity with your child and make a check by the ones you decide to do.

- Spend time planning your project
- Color a picture of your animal
- Make an species specific collage
- Check out a few library books on your animal
- Go to a show or fair to see how many different breeds you can identify
- Watch your animal eat and describe how they eat
- Visit a veterinarian's office
- Practice showing
- Take a video or pictures of you and your animal
- Visit your local Cooperative Extension Service to pick up information on your animal
- Visit a local farm
- Show your animal in a show